

National Equine Health Survey

Show Jumping

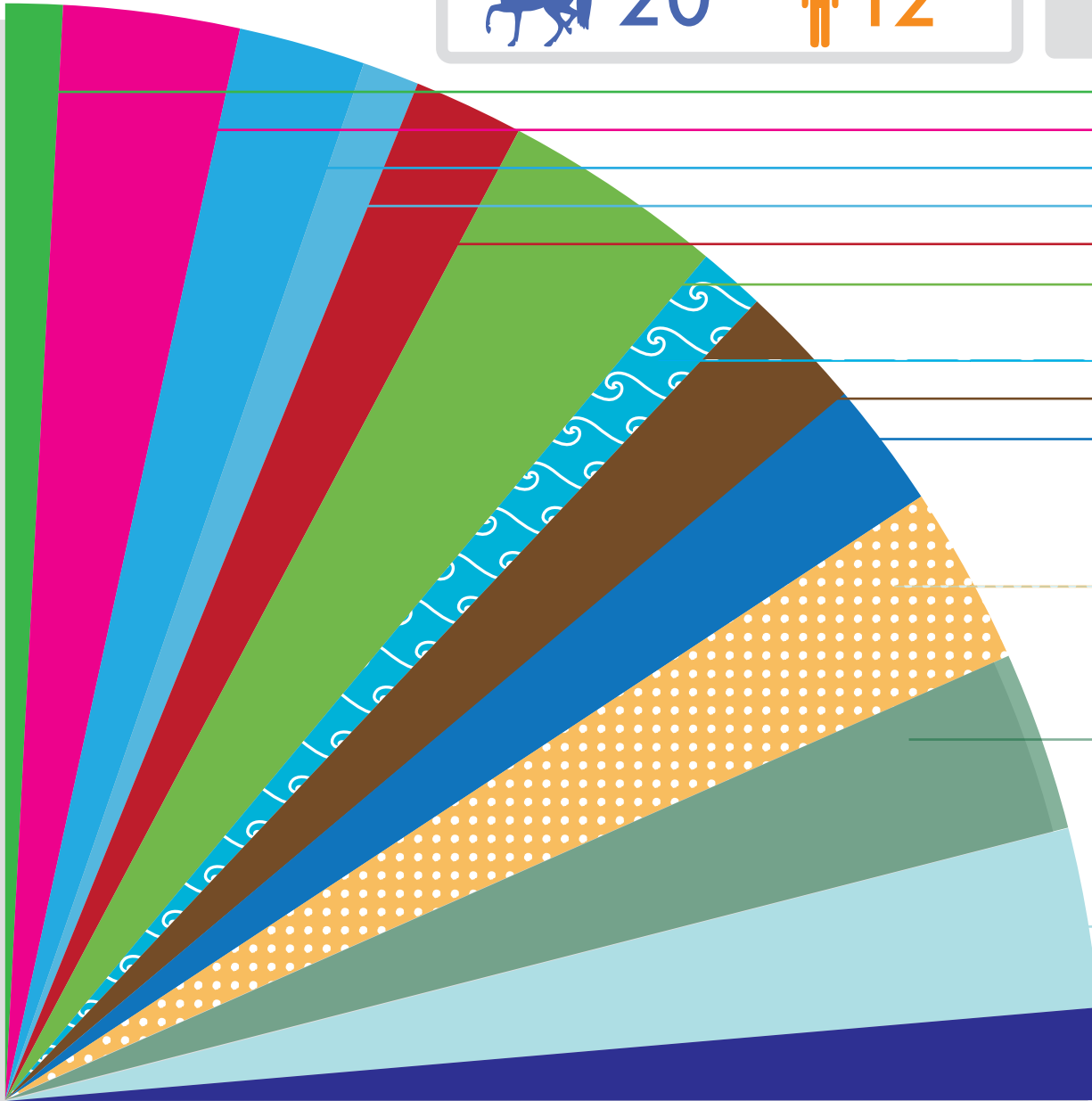
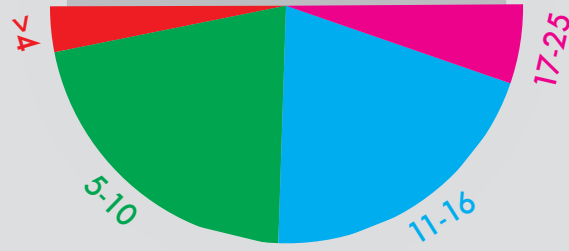


20



12

Ages of participating horses & ponies



- Respiratory Problem - 3.4%
- Allergic lung disease - 10.3%
- Colic (needed surgery) - 6.9%
- Laminitis - 3.4%
- Foot lameness - 6.9%
- Skin (mud fever, rain scald, cracked heels) - 13.8%
- External parasites - 3.4%
- Sarcoid - 6.9%
- Melanoma - 6.9%

- Wounds - 10.3%
- Grass sickness - 10.3%
- All forms of muscle disease - 10.3%
- Overweight - 6.9%

Average illnesses per horse or pony

1.5

Show Jumpers

1.2 Dealers

1 Endurance

1 Eventing

0.9 Private Owners

0.9 Showing

0.8 'Other...'

0.8 Dressage

0.8 Colleges

0.4 Stud Farms

0.4 Welfare Charities

0.4 Racing Yards

0.4 Competition Yards

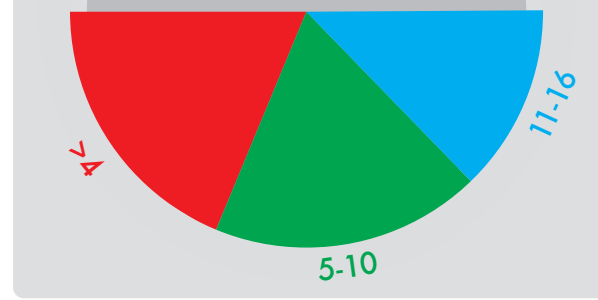
0.3 Riding School

National Equine Health Survey

Dealers



Ages of participating horses & ponies



Average illnesses per horse or pony

1.5 Show Jumpers

1.2 Dealers

1 Endurance

1 Eventing

0.9 Private Owners

0.9 Showing

0.8 'Other...'

0.8 Dressage

0.8 Colleges


0.4 Stud Farms

0.4 Welfare Charities

0.4 Racing Yards

0.4 Competition Yards

0.3 Riding School



Foot lameness - 3.7%

Skin (mud fever, rain scald, cracked heels) - 3.7%

External parasites - 81.5%

Overweight - 3.7%

Underweight - 7.4%

National Equine Health Survey

Endurance

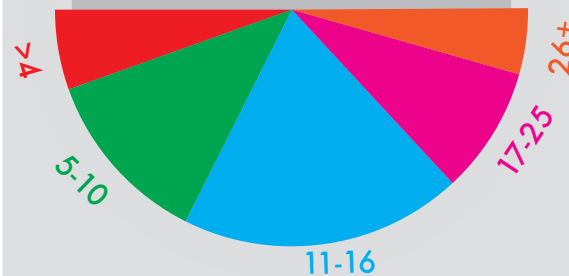


54



16

Ages of participating horses & ponies



Average illnesses per horse or pony

1.5 Show Jumpers

1.2 Dealers

1 Endurance

1 Eventing

0.9 Private Owners

0.9 Showing

0.8 'Other...'

0.8 Dressage

0.8 Colleges

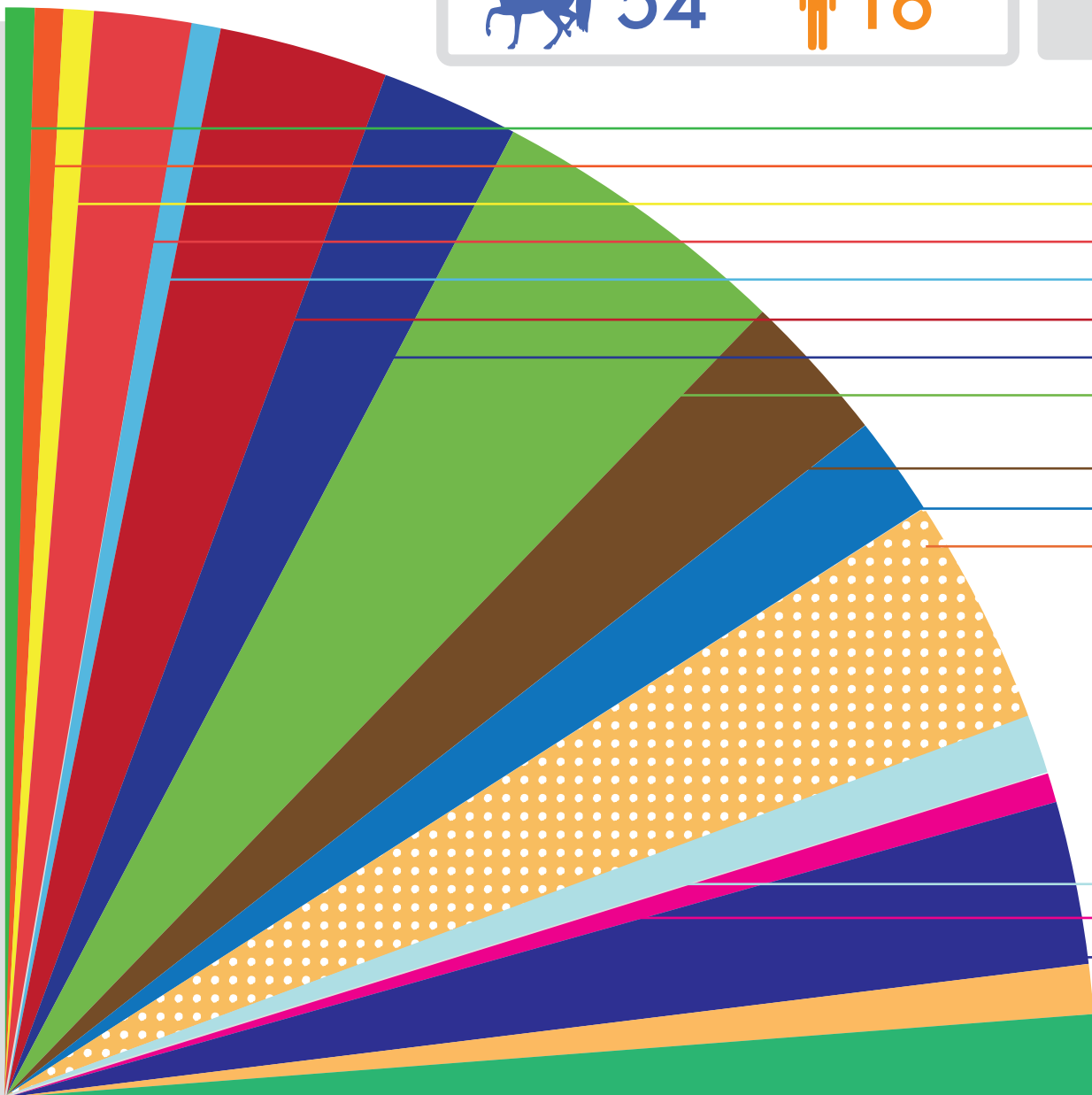
0.4 Stud Farms

0.4 Welfare Charities

0.4 Racing Yards

0.4 Competition Yards

0.3 Riding School



Respiratory Problem - 1.8%

Diarrhoea - 1.8%

Liver problem - 1.8%

Teeth - 5.4%

Laminitis - 1.8%

Foot lameness - 10.7%

Leg injury, trauma, fracture - 8.9%

Skin (mud fever, rain scald, cracked heels) - 16.1%

Sarcoid - 8.9%

Melanoma - 5.4%

Wounds - 12.5%

All forms of muscle disease - 3.6%

Cushings (confirmed) - 1.8%

Overweight - 10.7%

Underweight - 3.6%

Other - 5.4%

National Equine Health Survey

Eventing

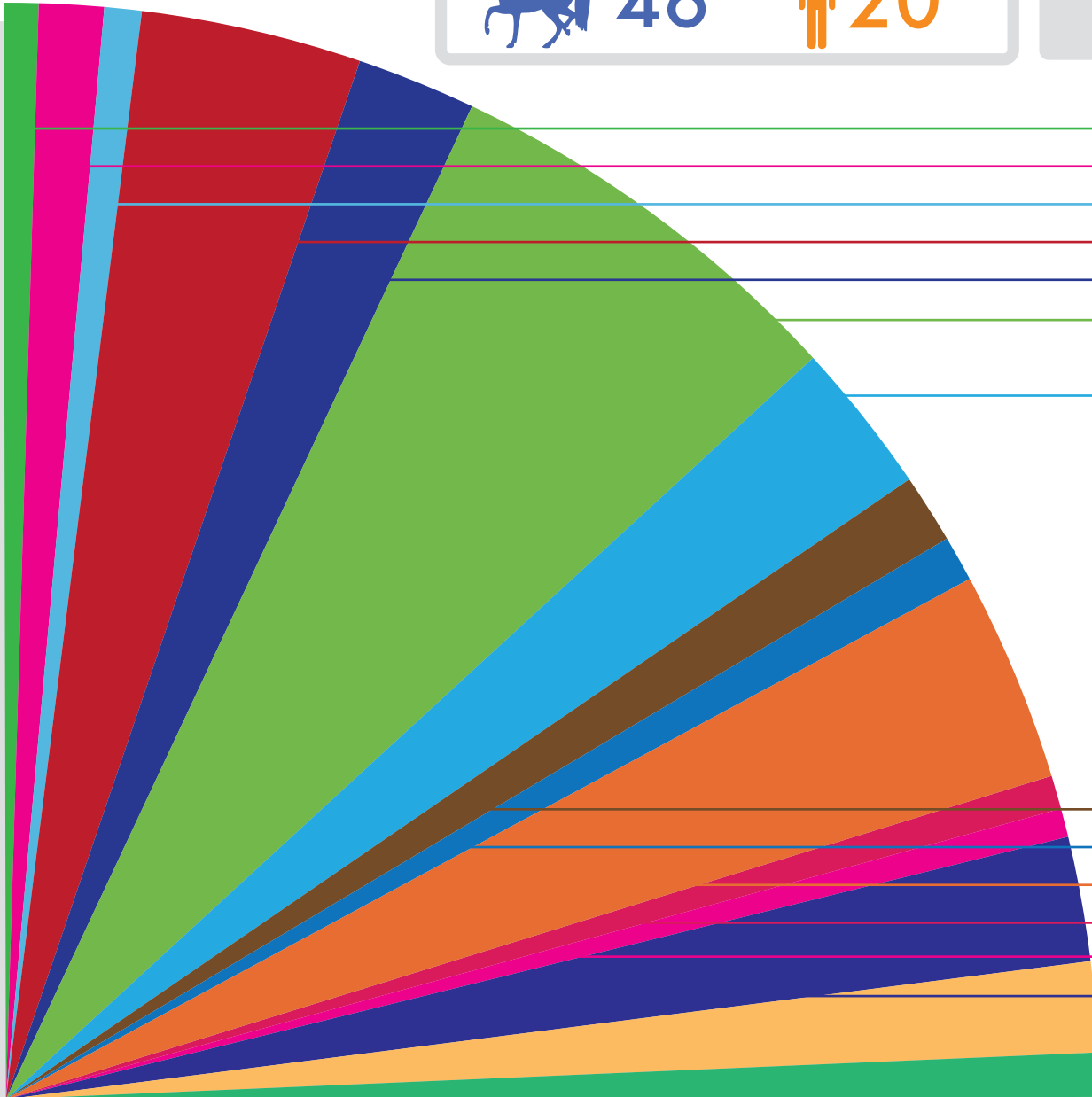
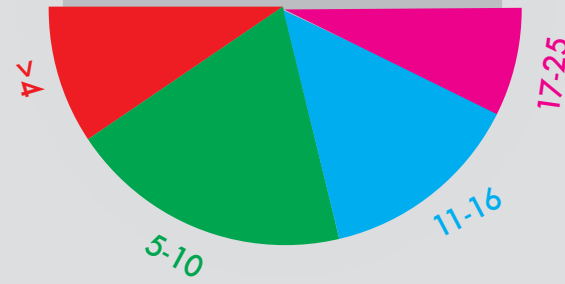


46



20

Ages of participating horses & ponies



- Respiratory Problem - 2.1%
- Allergic lung disease - 4.3%
- Laminitis - 2.1%
- Foot lameness - 12.8%
- Leg injury, trauma, fracture - 6.4%
- Skin (mud fever, rain scald, cracked heels) - 25.5%
- External parasites - 8.5%

- Sarcoid - 4.3%
- Melanoma - 2.1%
- Wounds - 12.8%
- Nervous system problem - 2.1%
- Cushings (confirmed) - 2.1%
- Overweight - 8.5%
- Underweight - 4.3%
- Other - 2.1%

Average illnesses per horse or pony

- 1.5 Show Jumpers
- 1.2 Dealers
- 1 Endurance
- 1 Eventing**
- 0.9 Private Owners
- 0.9 Showing
- 0.8 'Other...'
- 0.8 Dressage
- 0.8 Colleges
- 0.4 Stud Farms
- 0.4 Welfare Charities
- 0.4 Racing Yards
- 0.4 Competition Yards
- 0.3 Riding School

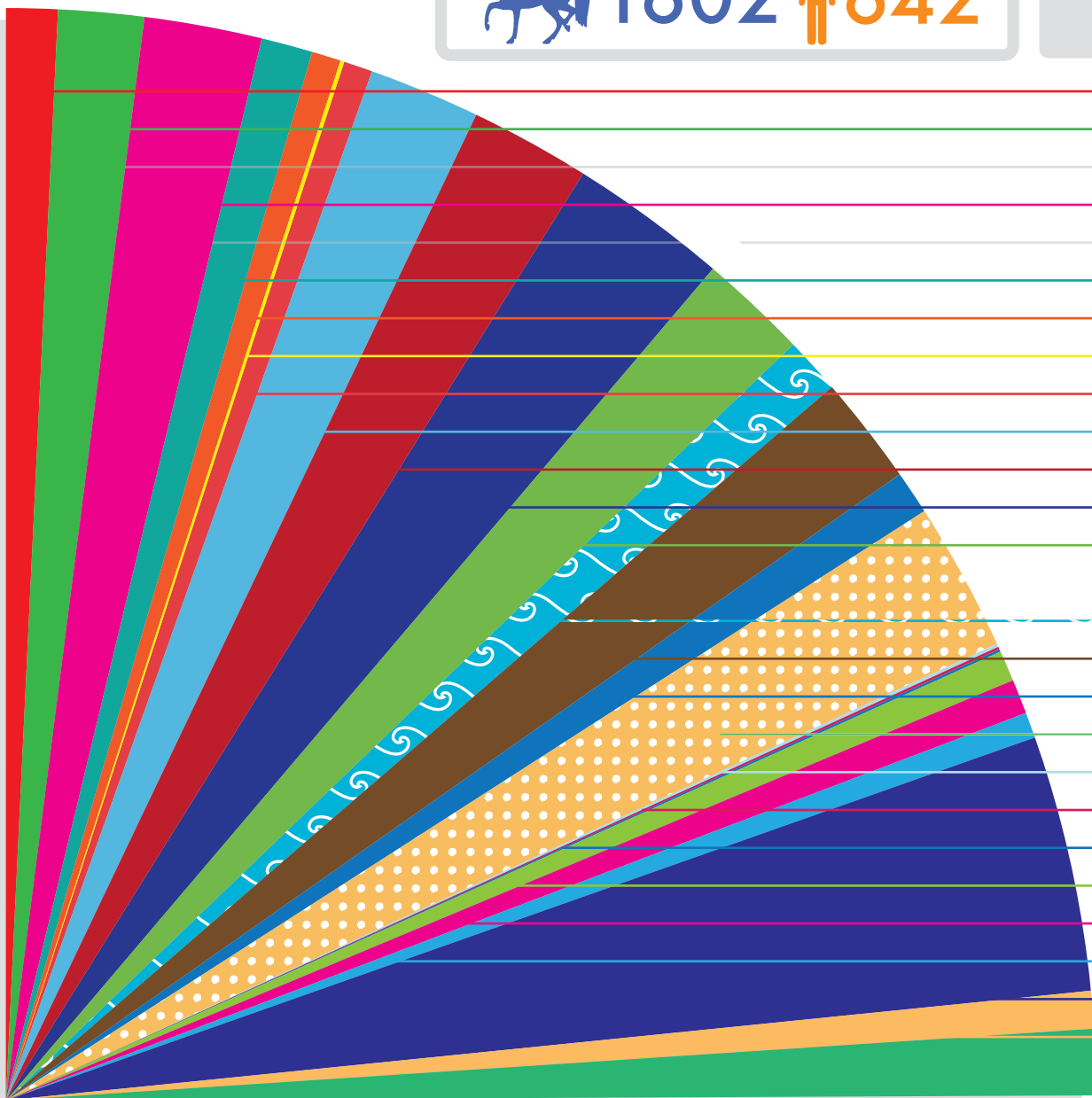
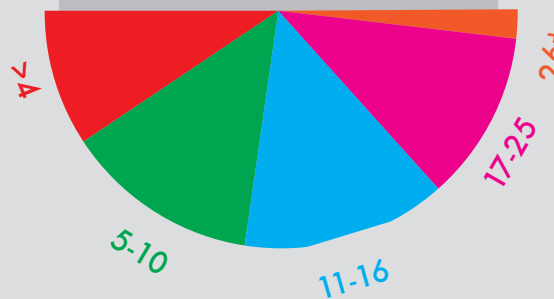
National Equine Health Survey

Private Owners



1602  642

Ages of participating horses & ponies



- Eye Disease - 2.4%
- Respiratory Problem - 4.8%
- Infectious respiratory disease - 0.3%
- Allergic lung disease - 5.8%
- Colic (needed surgery) - 0.3%
- Colic (no surgery) - 3.8%
- Diarrhoea - 1.6%
- Liver problem - 0.6%
- Teeth - 2.4%
- Laminitis - 6.2%
- Foot lameness - 7.6%
- Leg injury, trauma, fracture - 8.3%
- Skin (mud fever, rain scald, cracked heels) - 7.7%
- External parasites - 4%
- Sarcoid - 5.9%
- Melanoma - 2.6%
- Wounds - 8.3%
- All forms of muscle disease - 0.7%
- Nervous system problem - 0.5%
- Metabolic disease - 0.5%
- Cushings (suspected) - 2%
- Cushings (confirmed) - 2%
- Equine Metabolic Syndrome - 1.6%
- Overweight - 15.1%
- Underweight - 1.8%
- Other - 3.4%

Average illnesses per horse or pony

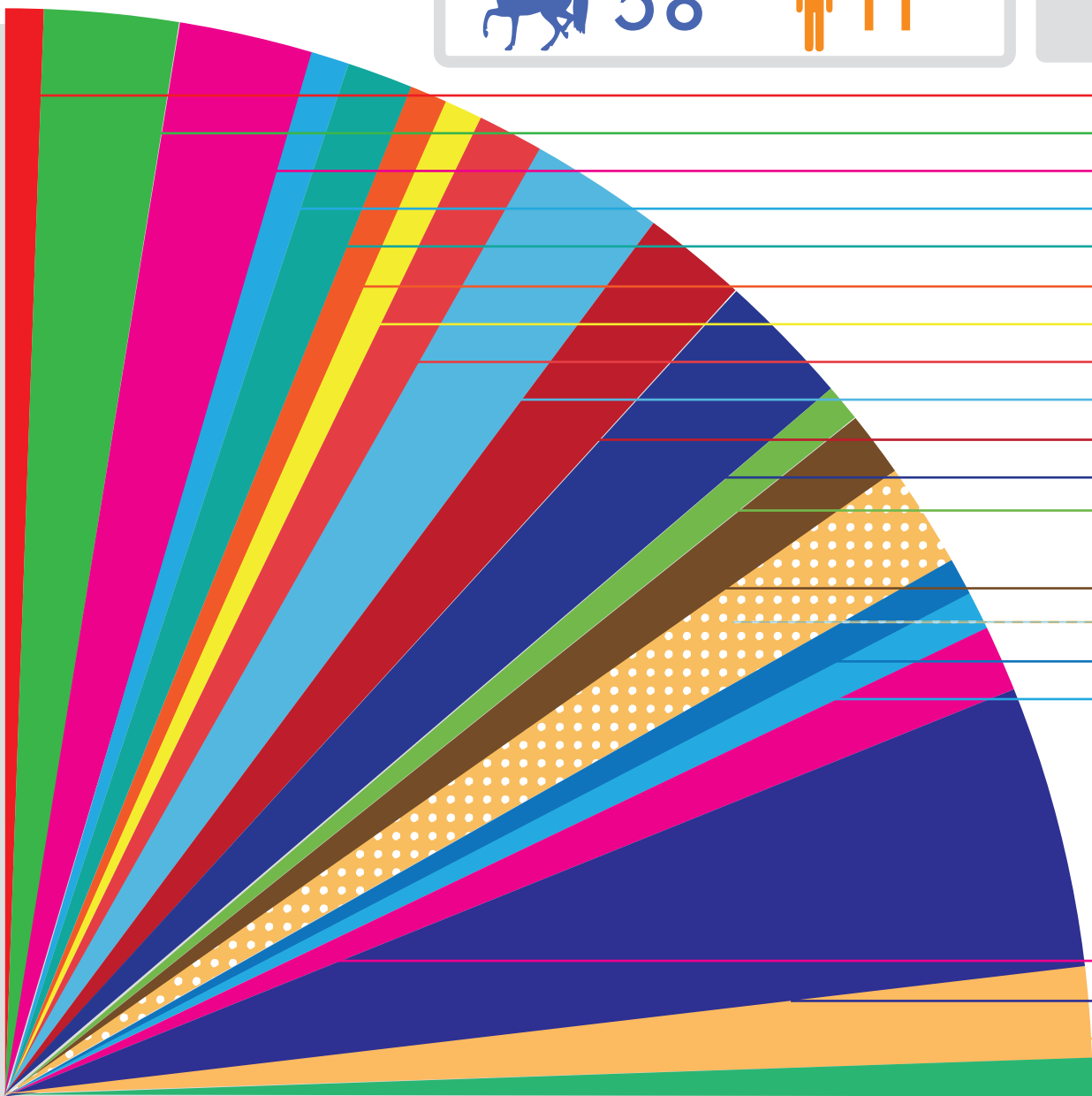
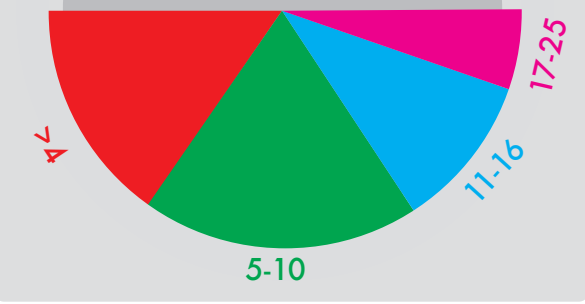
- 1.5** Show Jumpers
- 1.2** Dealers
- 1** Endurance
- 1** Eventing
- 0.9** Private Owners
- 0.9** Showing
- 0.8** 'Other...'
- 0.8** Dressage
- 0.8** Colleges
- 0.4** Stud Farms
- 0.4** Welfare Charities
- 0.4** Racing Yards
- 0.4** Competition Yards
- 0.3** Riding School

National Equine Health Survey

Showing



Ages of participating horses & ponies



- Eye Disease - 2%
- Respiratory Problem - 8%
- Allergic lung disease - 8%
- Colic (needed surgery) - 2%
- Colic (no surgery) - 4%
- Diarrhoea - 2%
- Liver problem - 2%
- Teeth - 4%
- Laminitis - 8%
- Foot lameness - 6%
- Leg injury, trauma, fracture - 8%
- Skin (mud fever, rain scald, cracked heels) - 2%
- Sarcoid - 4%
- Wounds - 6%
- Metabolic disease - 2%
- Equine Metabolic Syndrome - 4%
- Cushings (confirmed) - 2%
- Overweight - 18%
- Underweight - 6%
- Other - 2%

Average illnesses per horse or pony

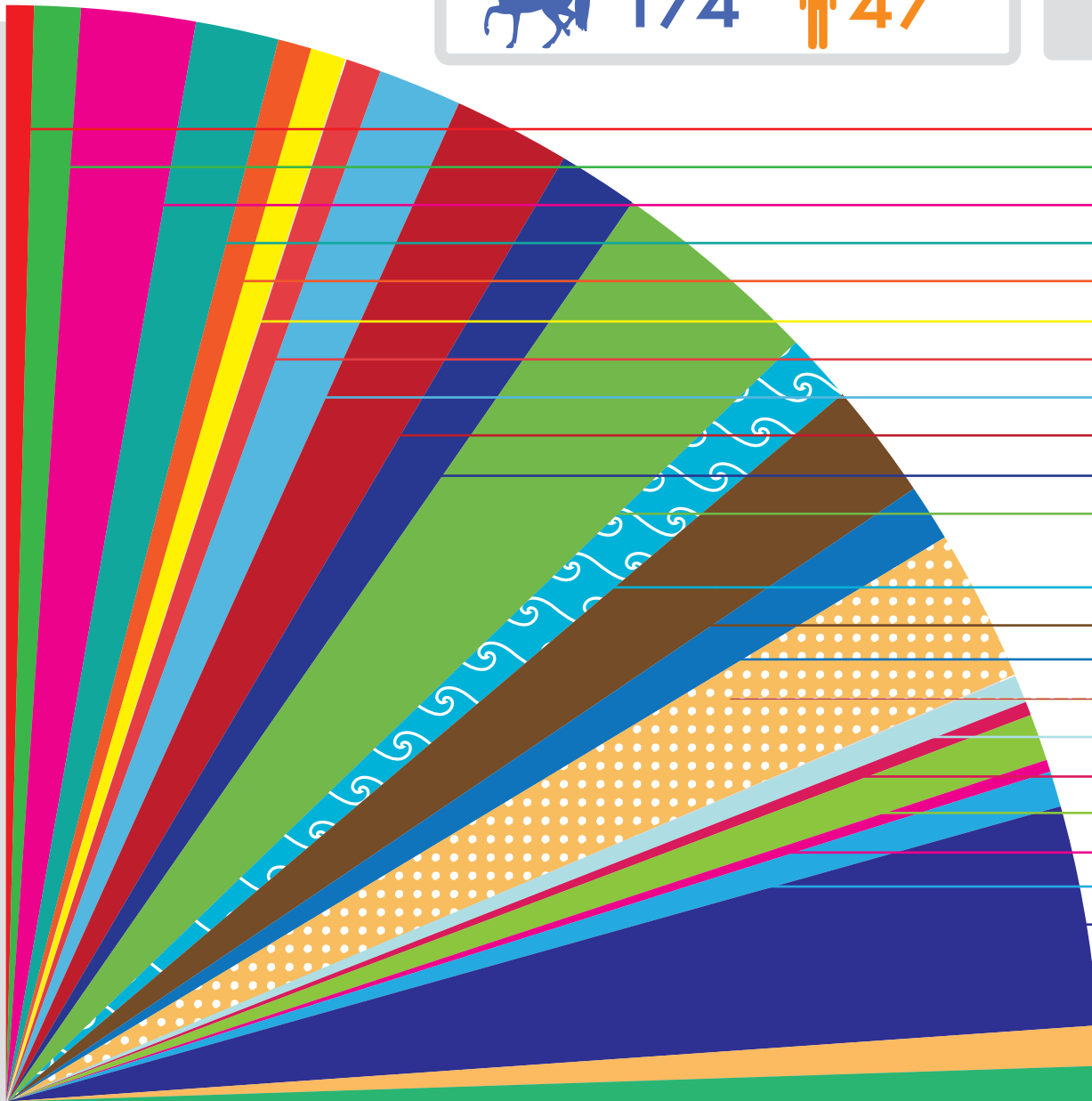
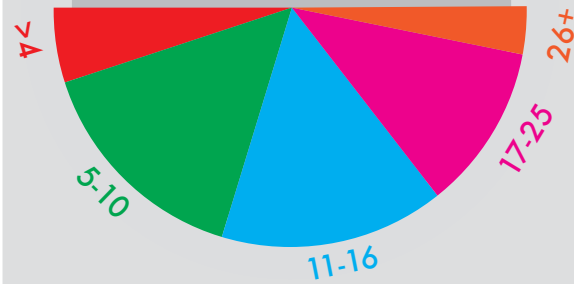
- 1.5 Show Jumpers
- 1.2 Dealers
- 1 Endurance
- 1 Eventing
- 0.9 Private Owners
- 0.9 Showing**
- 0.8 'Other...'
- 0.8 Dressage
- 0.8 Colleges
- 0.4 Stud Farms
- 0.4 Welfare Charities
- 0.4 Racing Yards
- 0.4 Competition Yards
- 0.3 Riding School

National Equine Health Survey

Other



Ages of participating horses & ponies



Average illnesses per horse or pony



National Equine Health Survey

Dressage

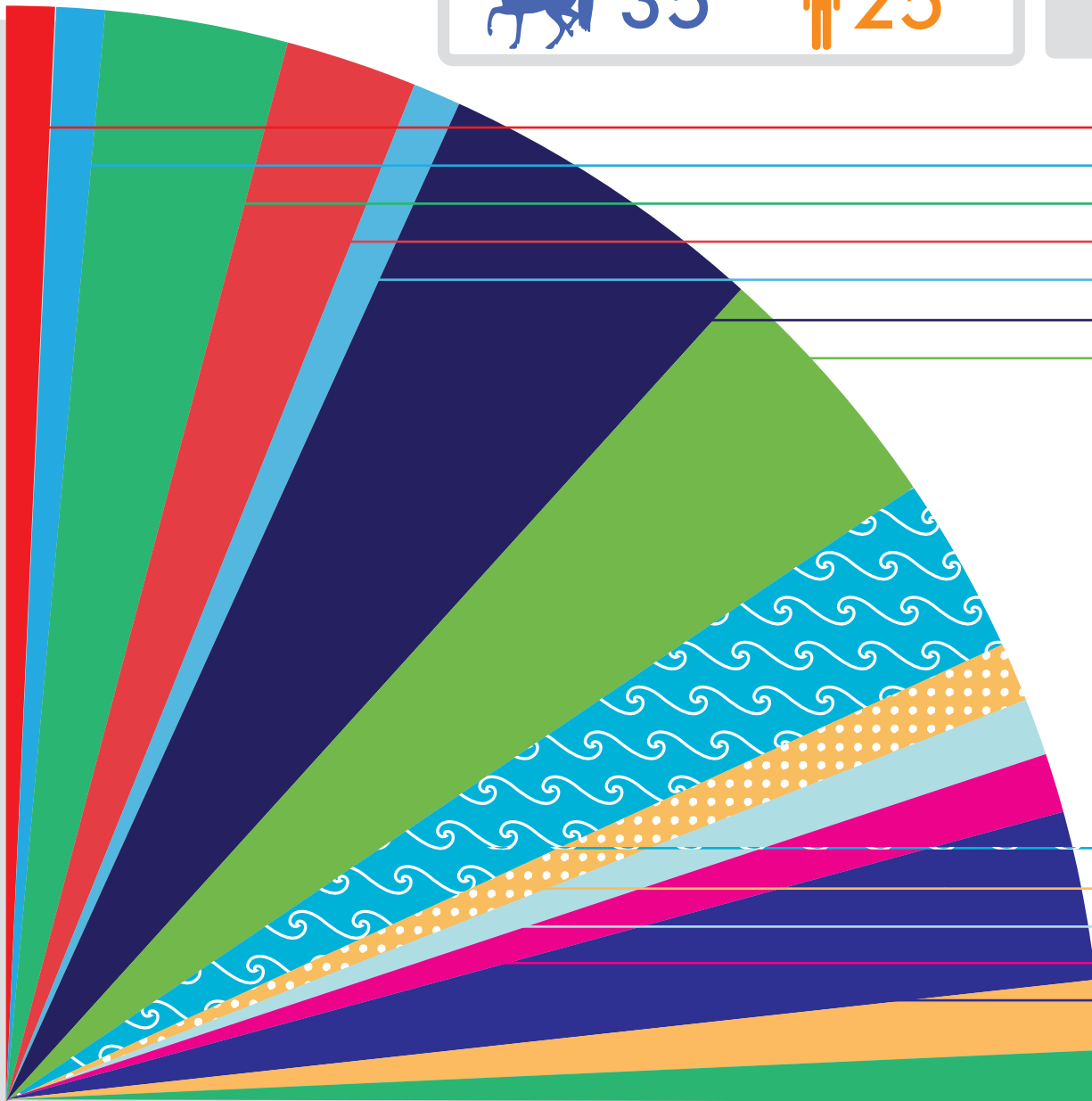
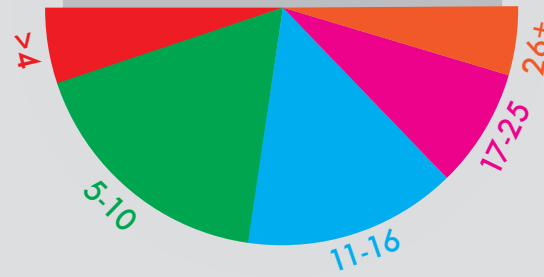


35



25

Ages of participating horses & ponies



- Eye Disease - 3.6%
- Colic (needed surgery) - 3.6%
- Colic (no surgery) - 10.7%
- Teeth - 7.1%
- Laminitis - 3.6%
- Leg injury, trauma, fracture - 17.9%
- Skin (mud fever, rain scald, cracked heels) - 14.3%

- External parasites - 10.7%
- Wounds - 3.6%
- All forms of muscle disease - 3.6%
- Cushings (confirmed) - 3.6%
- Overweight - 10.7%
- Underweight - 3.6%
- Other - 3.6%

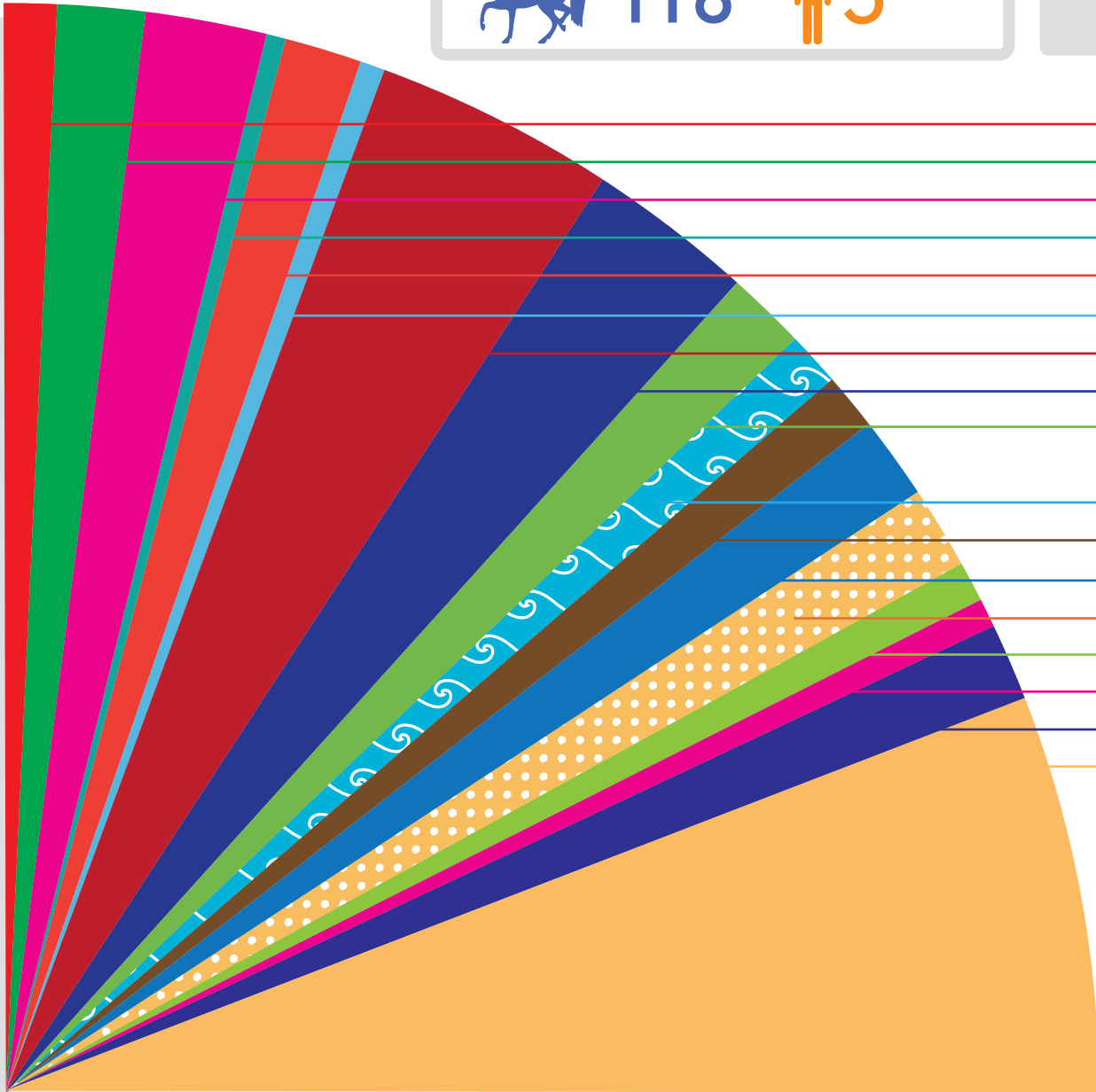
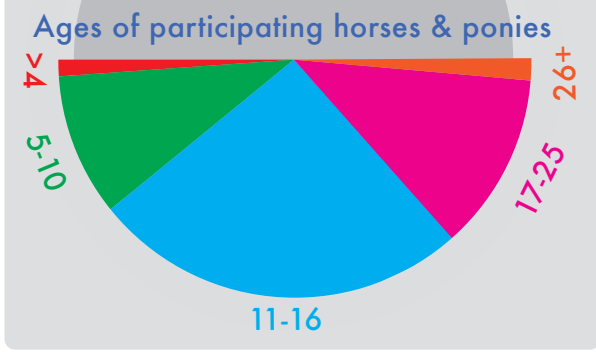
Average illnesses per horse or pony

- 1.5 Show Jumpers
- 1.2 Dealers
- 1 Endurance
- 1 Eventing
- 0.9 Private Owners
- 0.9 Showing
- 0.8 'Other...'
- 0.8 Dressage**
- 0.8 Colleges
- 0.4 Stud Farms
- 0.4 Welfare Charities
- 0.4 Racing Yards
- 0.4 Competition Yards
- 0.3 Riding School

National Equine Health Survey

Colleges

 **118**  **5**



Average illnesses per horse or pony

- 1.5** Show Jumpers
- 1.2** Dealers
- 1** Endurance
- 1** Eventing
- 0.9** Private Owners
- 0.9** Showing
- 0.8** 'Other...'
- 0.8** Dressage
- 0.8** Colleges
- 0.4** Stud Farms
- 0.4** Welfare Charities
- 0.4** Racing Yards
- 0.4** Competition Yards
- 0.3** Riding School

National Equine Health Survey Stud Farms

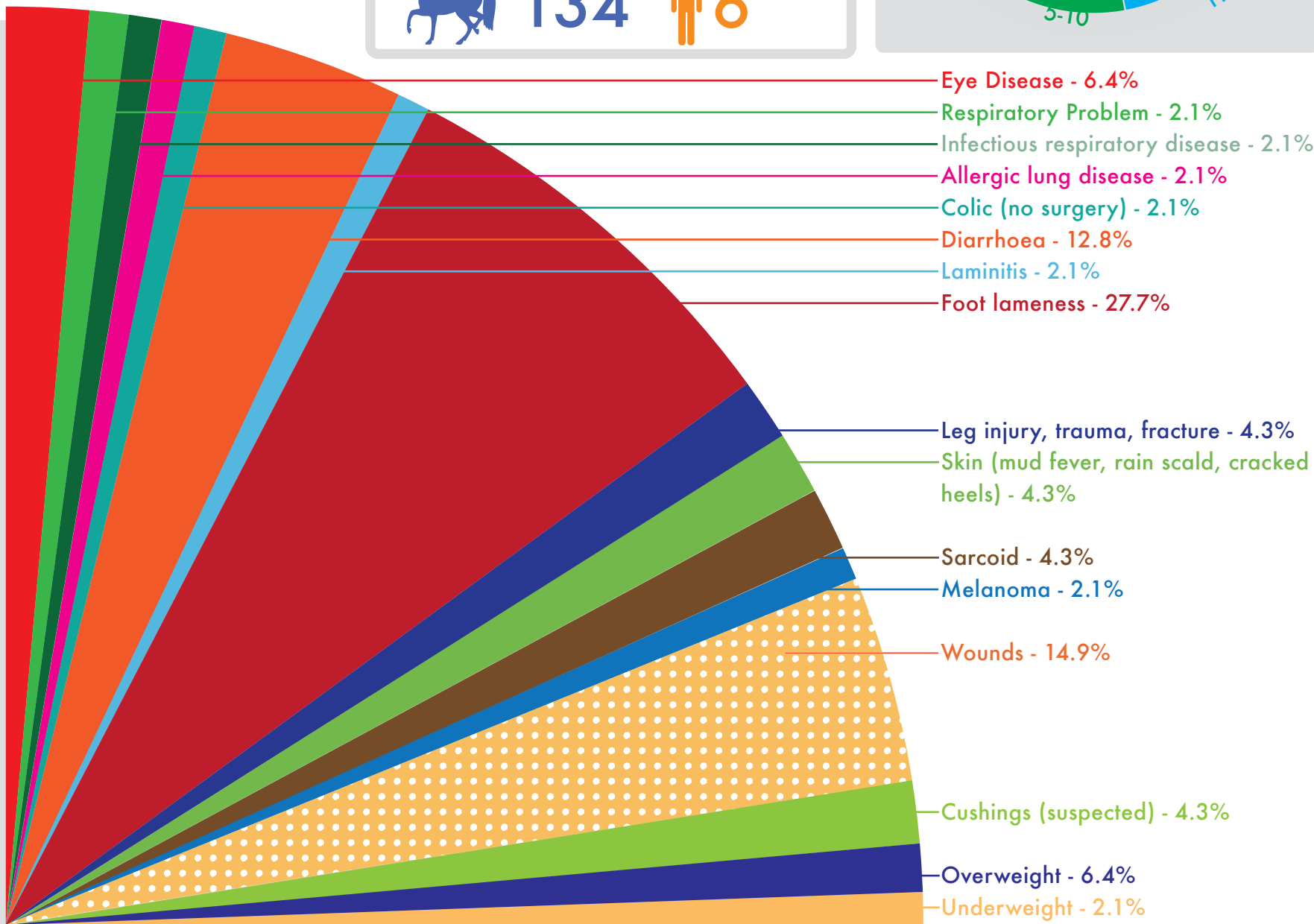
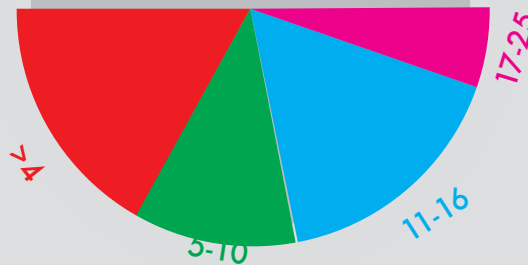


134

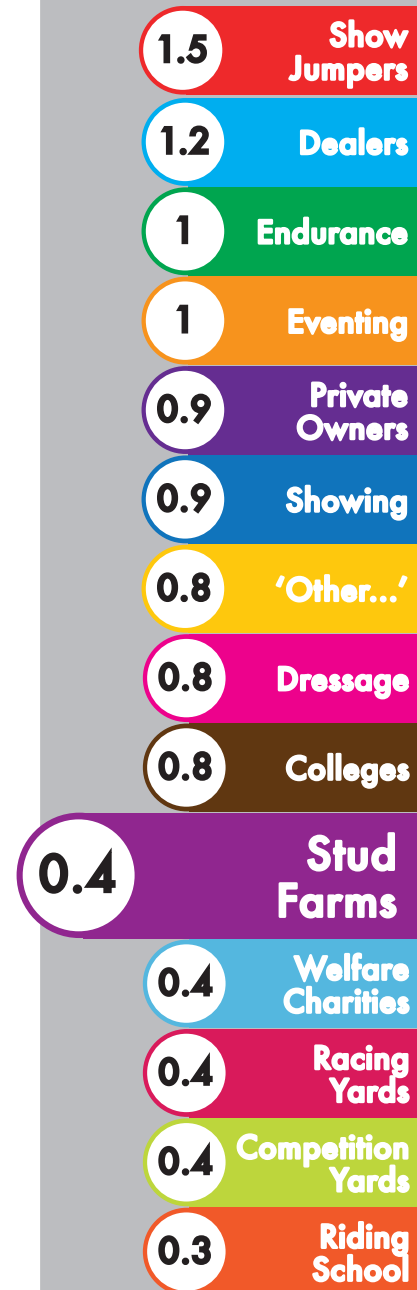


6



Ages of participating horses & ponies



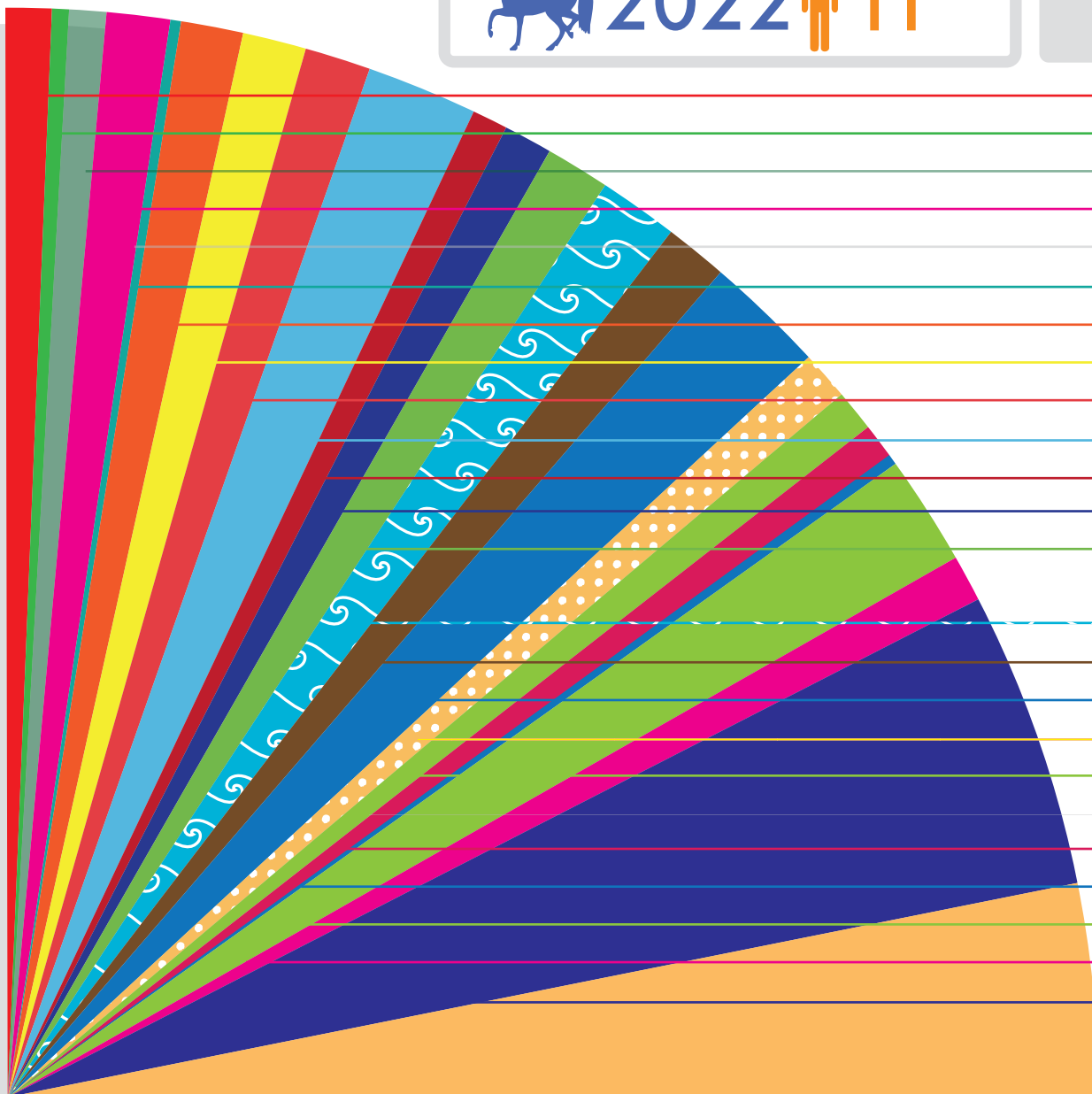
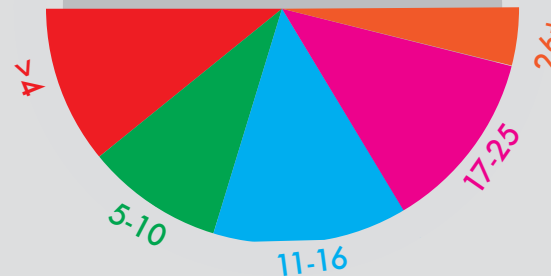
Average illnesses per horse or pony



National Equine Health Survey Welfare Charities

2022  11 

Ages of participating horses & ponies



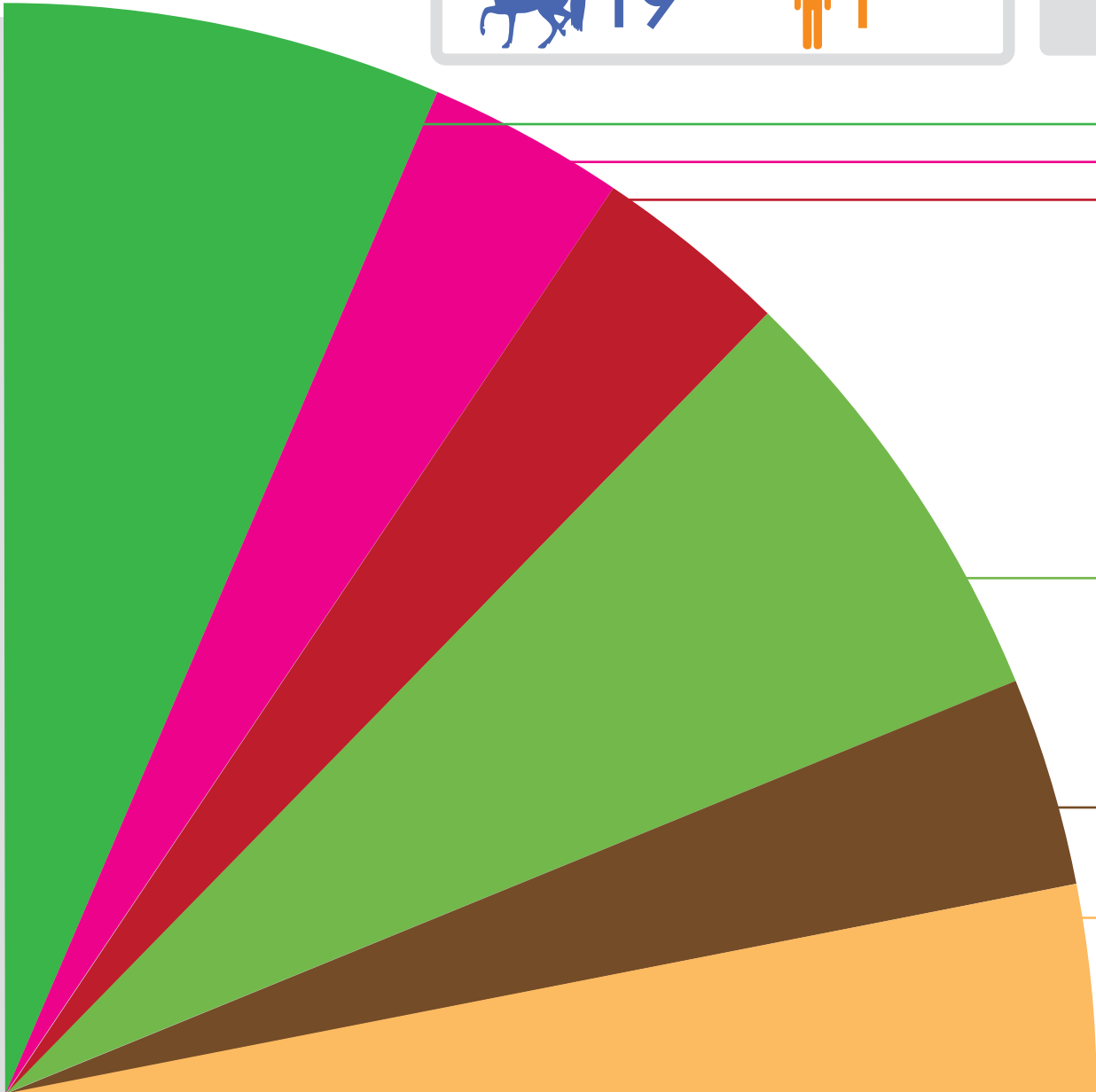
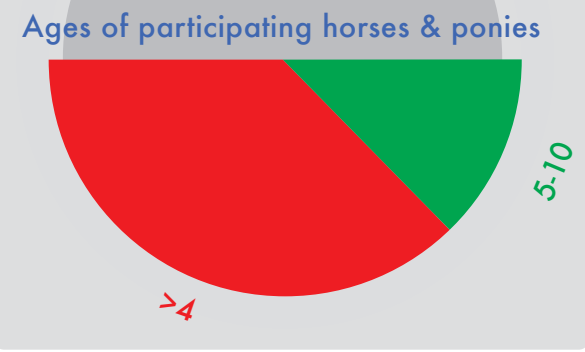
- Eye Disease - 2.7%
- Respiratory Problem - 1%
- Infectious respiratory disease - 2.5%
- Allergic lung disease - 3%
- Colic (needed surgery) - 0.1%
- Colic (no surgery) - 0.8%
- Diarrhoea - 3.4%
- Liver problem - 3.7%
- Teeth - 3.1%
- Laminitis - 7.2%
- Foot lameness - 2.5%
- Leg injury, trauma, fracture - 2.8%
- Skin (mud fever, rain scald, cracked heels) - 5.3%
- External parasites - 5%
- Sarcoid - 4.4%
- Melanoma - 7.9%
- Wounds - 3.2%
- Other skin condition - 1.7%
- Grass sickness - 0.1%
- Nervous system problem - 1.2%
- Metabolic disease - 0.7%
- Cushings (suspected) - 6.5%
- Cushings (confirmed) - 2%
- Overweight - 16.1%
- Underweight - 12.4%

Average illnesses per horse or pony

- 1.5 Show Jumpers
- 1.2 Dealers
- 1 Endurance
- 1 Eventing
- 0.9 Private Owners
- 0.9 Showing
- 0.8 'Other...'
- 0.8 Dressage
- 0.8 Colleges
- 0.4 Stud Farms
- 0.4 Welfare Charities
- 0.4 Racing Yards
- 0.4 Competition Yards
- 0.3 Riding School

National Equine Health Survey

Racing Yards



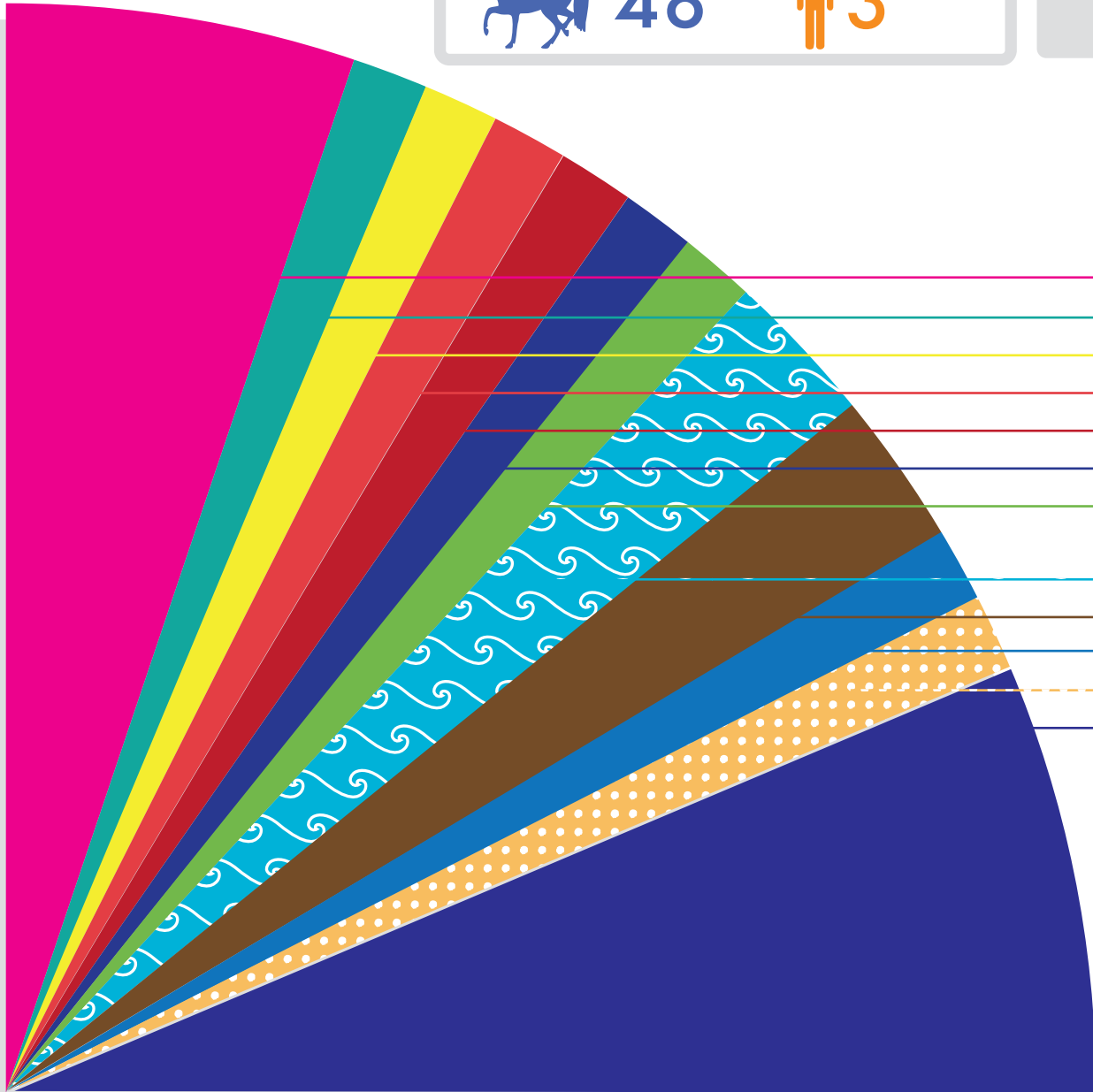
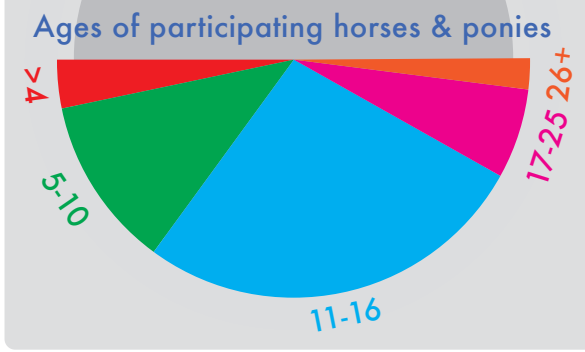
- Respiratory Problem - 25%
- Allergic lung disease - 12.5%
- Foot lameness - 12.5%
- Skin (mud fever, rain scald, cracked heels) - 25%
- Sarcoid - 12.5%
- Underweight - 12.5%

Average illnesses per horse or pony

- 1.5 Show Jumpers
- 1.2 Dealers
- 1 Endurance
- 1 Eventing
- 0.9 Private Owners
- 0.9 Showing
- 0.8 'Other...'
- 0.8 Dressage
- 0.8 Colleges
- 0.4 Stud Farms
- 0.4 Welfare Charities
- 0.4 **Racing Yards**
- 0.4 Competition Yards
- 0.3 Riding School

National Equine Health Survey

Competition Yards



- Allergic lung disease - 19%
- Colic (no surgery) - 4.8%
- Liver problem - 4.8%
- Teeth - 4.8%
- Foot lameness - 4.8%
- Leg injury, trauma, fracture - 4.8%
- Skin (mud fever, rain scald, cracked heels) - 4.8%
- External parasites - 9.5%
- Sarcoid - 9.5%
- Melanoma - 4.8%
- Wounds - 4.8%
- Overweight - 23.5%

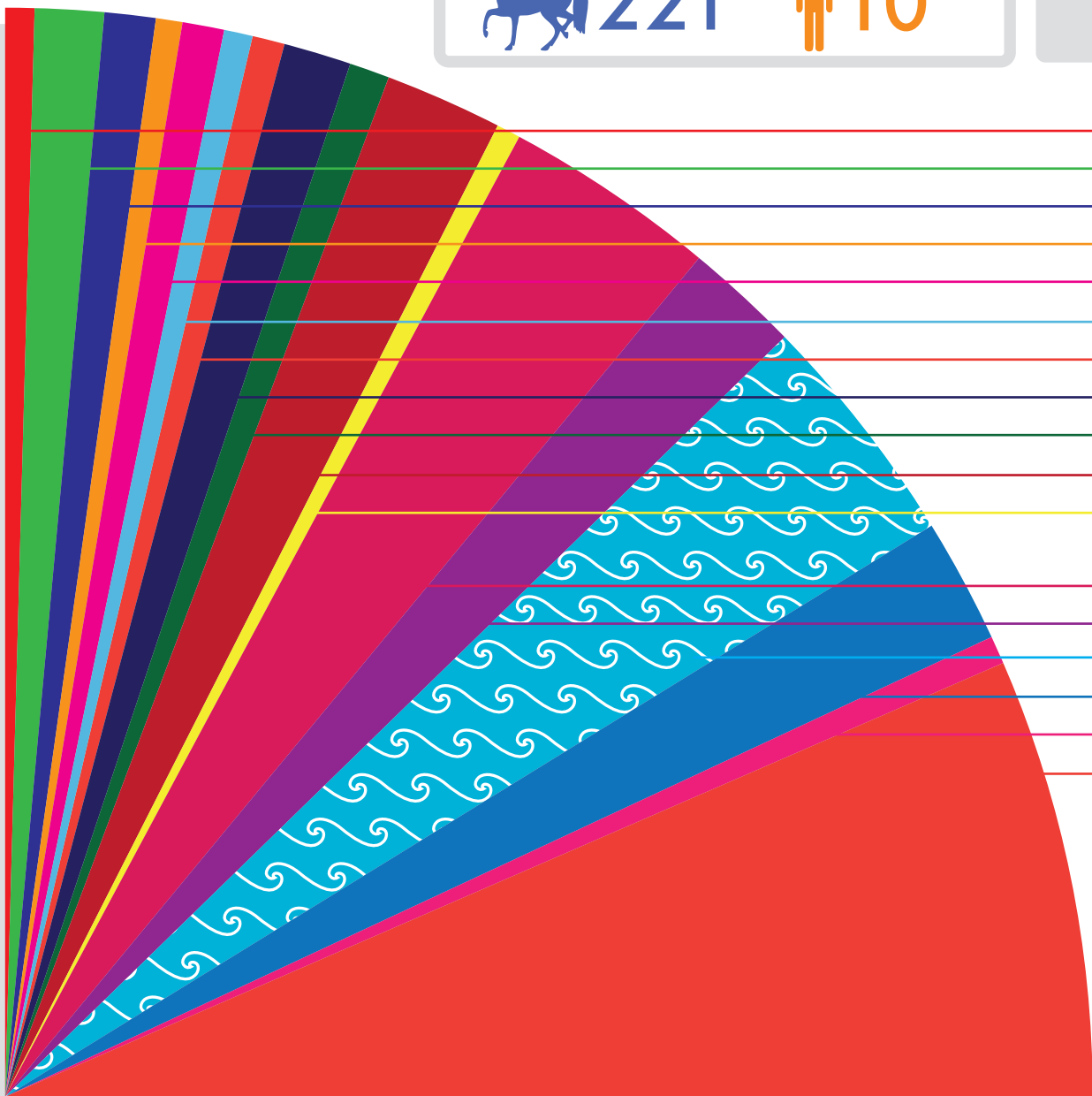
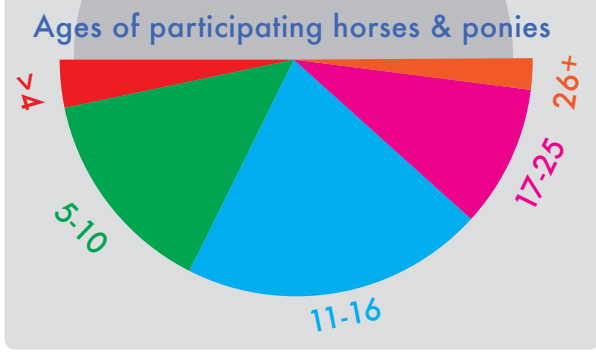
Average illnesses per horse or pony

1.5	Show Jumpers
1.2	Dealers
1	Endurance
1	Eventing
0.9	Private Owners
0.9	Showing
0.8	'Other...'
0.8	Dressage
0.8	Colleges
0.4	Stud Farms
0.4	Welfare Charities
0.4	Racing Yards
0.4	Competition Yards
0.3	Riding School

National Equine Health Survey

Riding Schools

 221  10



- Eye Disease - 1.4%
- Respiratory Problem - 4.2%
- Allergic lung disease - 2.8%
- Colic (no surgery) - 1.4%
- Diarrhoea - 2.8%
- Liver problem - 1.4%
- Teeth - 1.4%
- Laminitis - 4.2%
- Foot lameness - 2.8%
- Leg injury, trauma, fracture - 7%
- Skin (mud fever, rain scald, cracked heels) - 1.4%
- External parasites - 12.7%
- Sarcoid - 5.6%
- Wounds - 14.1%
- Cushings (suspected) - 7%
- Equine Metabolic Syndrome - 1.4%
- Overweight - 28.2%

Average illnesses per horse or pony

- 1.5** Show Jumpers
- 1.2** Dealers
- 1** Endurance
- 1** Eventing
- 0.9** Private Owners
- 0.9** Showing
- 0.8** 'Other...'
- 0.8** Dressage
- 0.8** Colleges
- 0.4** Stud Farms
- 0.4** Welfare Charities
- 0.4** Racing Yards
- 0.4** Competition Yards
- 0.3** Riding School